



## Slater Investments

# Slater Recovery Fund – A Accumulation

Fund Fact Sheet  
31 March 2021



Mark Slater, CIO

### Fund Objective

The objective of the Slater Recovery Fund is to achieve long-term capital growth, principally through investment in UK companies. The Fund has a core of growth that is supplemented by other strategies.

### The Fund

Manager Name:	Mark Slater
Launch Date:	10/03/2003
Launch Offer Price:	50.00p
Fund Size:	£203.49m
IA Sector	UK All Companies

### Price Information

Single Price:	349.23p
Unit Type	Accumulation
Pricing:	Daily

### Charges

Initial Charge:	None
OCF (includes AMC):	1.55%
AMC:	1.50%

OCF = Ongoing Charges // AMC = Annual Management Charge. Visit our [website](#) for a detailed explanation.

### Dealing

Frequency:	Daily
Minimum Investment:	£3,000
Subsequent Minimum:	£500

### Identifiers

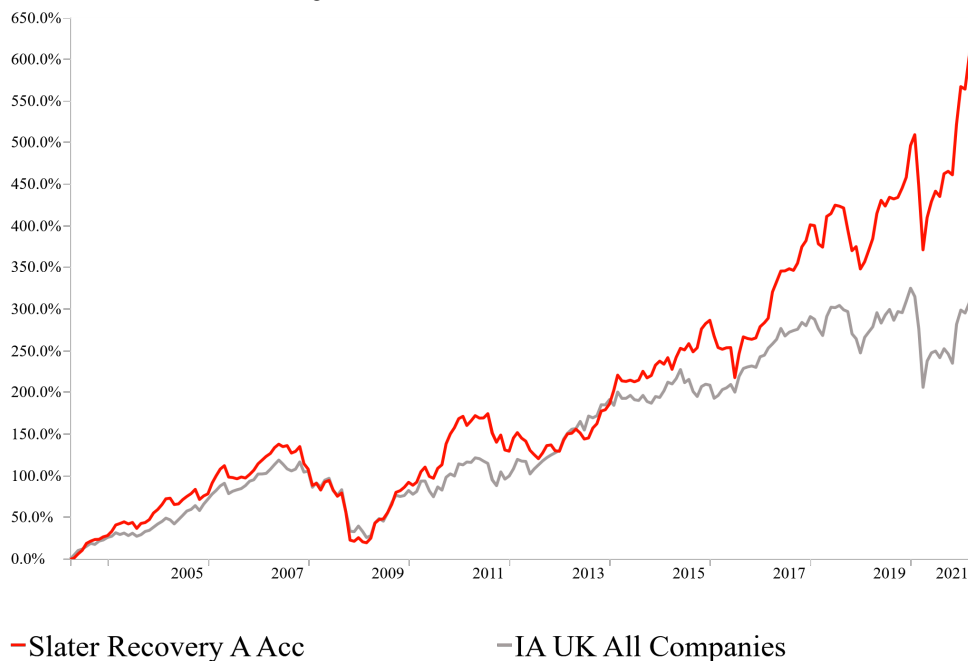
ISIN:	GB0031554248
SEDOL:	3155424

Signatory of:



### Fund Performance

Performance of the Fund and the IA sector on a mid price with all net income reinvested from 10 March 2003 to 31 March 2021. Source: Morningstar.



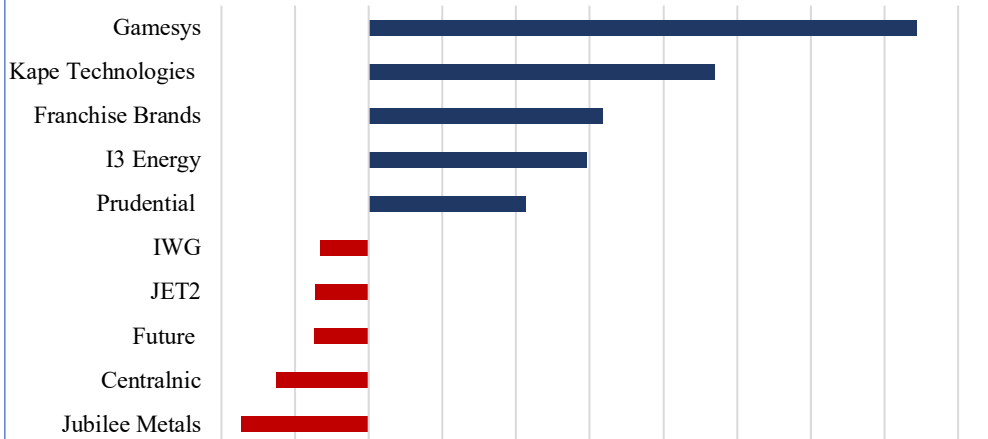
### Cumulative Performance

Cumulative performance of the Fund and the IA sector on a mid price with all net income reinvested to 31 March 2021. Source: Slater Investments Ltd. and Morningstar.

Period	1m	YTD*	1y	3y	5y	SI**
Fund	+4.70%	+9.96%	+55.67%	+54.61%	+108.38%	+633.85%
IA Sector	+3.78%	+5.76%	+37.77%	+14.52%	+39.01%	+322.20%

\*YTD = Year To Date \*\*SI = Since Inception

### Top 5 Contributors and Detractors

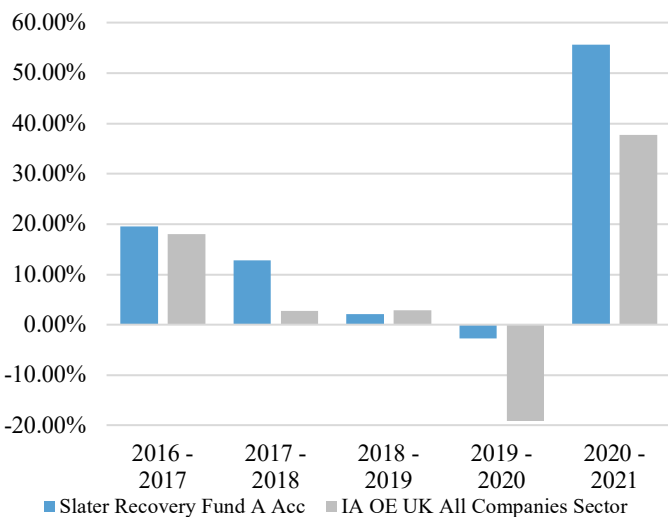


-0.30% -0.15% 0.00% 0.15% 0.30% 0.45% 0.60% 0.75% 0.90% 1.05% 1.20%  
Contribution for the period 1 March 2021 to 31 March 2021 on a mid to mid basis using the 16:30 closing prices of stocks. The Fund is priced on a mid to mid basis at midday. Therefore the graph above is only illustrative of where the contribution has come from and should not be regarded as absolute. Source: Slater Investments Ltd.

Please read the risk warning overleaf. Past performance is not necessarily a guide to the future. The value of your investment can go down as well as up; you could receive back less than you have invested.

## Discrete Year Performance

Percentages are calculated using the mid price for the year March to March with net income reinvested. Source: Slater Investments Ltd. and Morningstar



Period	Slater Recovery Fund A Accumulation	IA OE UK All Companies
31/03/2020 - 31/03/2021	+55.67%	+37.77%
31/03/2019 - 31/03/2020	-2.77%	-19.16%
31/03/2018 - 31/03/2019	+2.15%	+2.83%
31/03/2017 - 31/03/2018	+12.75%	+2.80%
31/03/2016 - 31/03/2017	+19.54%	+18.07%

## Top 10 Holdings

Instrument	%
Future	6.19%
Prudential	3.93%
Gamesys	3.39%
Jubilee Metals	2.72%
Next Fifteen	2.62%
Clinigen	2.54%
Marlowe	2.51%
Alliance Pharma	2.48%
Franchise Brands	2.15%
Kape Technologies	2.12%

## All Sectors

Sector	%	Sector	%
Consumer Services	12.23%	Utilities	1.96%
Software & Services	9.51%	Food & Staples Retailing	1.92%
Commercial & Professional Services	8.83%	Household & Personal Products	1.86%
Pharmaceuticals & Biotechnology	8.16%	Real Estate	1.72%
Media & Entertainment	8.11%	Retailing	1.06%
Insurance	5.83%	Capital Goods	1.03%
Materials	5.09%	Communications Equipment	1.01%
Diversified Financials	4.68%	Diversified Support Services	0.80%
Energy	2.87%	General Retailers	0.76%
Invest Mgmt/Advis Serv	2.57%	Semiconductors & Equipment	0.24%
Health Care Equipment & Services	2.23%	Asset Management & Custody Banks	0.03%
Consumer Durables & Apparel	2.03%	Agriculture	0.01%

Calculated using the 16:30 closing prices of stocks on a mid basis. Source: Slater Investments Ltd.

## Contact Details

### Slater Investments Limited

Nicholas House, 3 Laurence Pountney Hill

London, EC4R 0EU

[www.slaterinvestments.com](http://www.slaterinvestments.com)

### To deal in the Fund:

JTC Fund Services (UK) Ltd.

+44 (0) 203 893 1001

[Slater.dealing@jtcgroup.com](mailto:Slater.dealing@jtcgroup.com)

### General Enquiries:

Lisa Letham

+44 (0) 207 220 9365

[lisa@slaterinvestments.com](mailto:lisa@slaterinvestments.com)

**Risk Warning: Past performance is not necessarily a guide to the future. The value of investments and the income from them may go down as well as up. Investors may not receive back their original investment. The Fund has a concentrated portfolio which means greater exposure to a smaller number of securities than a more diversified portfolio. Charges are not made uniformly throughout the period of the investment. This Fund invests in smaller companies and carries a higher degree of risk than funds investing in larger companies. The shares of smaller companies may be less liquid and their performance more volatile over shorter time periods. The Fund can also invest in smaller companies listed on the Alternative Investment Market (AIM) which also carry the risks described above. The Fund may invest in derivatives and forward transactions for the reduction of risk or costs, or the generation of additional capital or income with an acceptably low level of risk which is unlikely to increase the risk profile of the Fund significantly. This**

**document is provided for information purposes only and should not be interpreted as investment advice. If you have any doubts as to the suitability of an investment, please consult your financial adviser.**

**The latest Key Investor Information Document and Prospectus are available free of charge from Slater Investments Ltd and on their website. You are required to read the Key Investor Information Document before making an investment. Telephone calls may be recorded. Slater Investments Ltd, which is authorised and regulated by the Financial Conduct Authority, is the manager of the Slater Recovery Fund. Slater Investments Ltd address is Nicholas House, 3 Laurence Pountney Hill, London, EC4R 0EU.**

© All text and images. Slater Investments Ltd 2021.