



Slater Investments

Fund Objective

The investment objective of the Slater Growth Fund is to achieve long-term capital growth by investing in attractively priced companies that exhibit superior, sustainable growth potential.

The Fund

Manager Name: Mark Slater
 Launch Date: 31/12/2012
 Fund Size: £835.37m
 IA Sector: UK All Companies

Price Information

Single Price: 718.27p
 Unit Type: Accumulation
 Pricing: Daily

Charges

Initial Charge: None
 OCF (includes AMC): 0.78%
 AMC: 0.75%

OCF = Ongoing Charges // AMC = Annual Management Charge. Visit our [website](#) for a detailed explanation.

Dealing

Frequency: Daily
 Minimum Investment: £5,000,000
 Subsequent Minimum: £1,000

Identifiers

ISIN: GB00B7T0G907
 SEDOL: B7T0G90

Signatory of:



Slater Growth Fund – P Accumulation

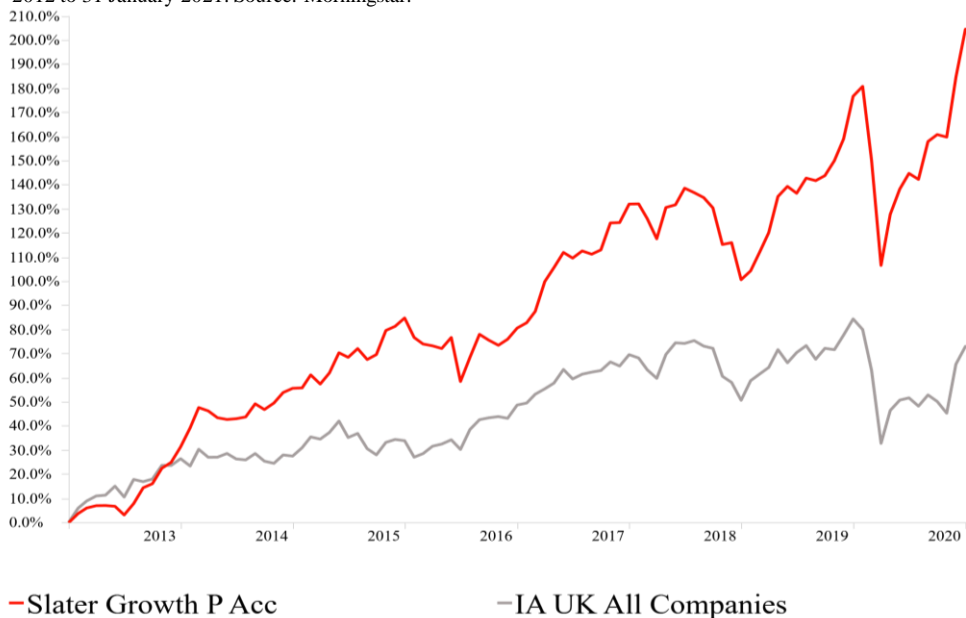
Fund Fact Sheet
 31 January 2021



Mark Slater, CIO

Fund Performance

Performance of the Fund and the IA sector on a mid price with all net income reinvested from 31 December 2012 to 31 January 2021. Source: Morningstar.



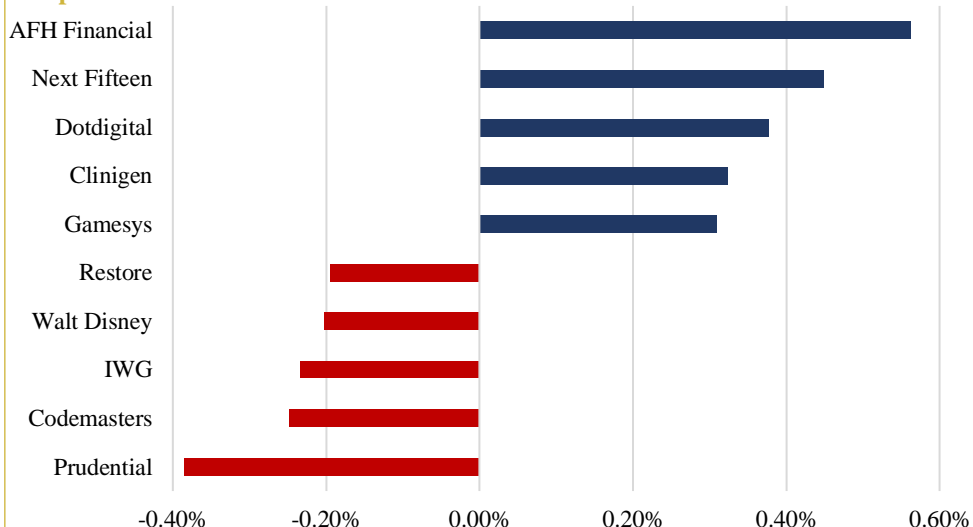
Cumulative Performance

Cumulative performance of the Fund and the IA sector on a mid price with all net income reinvested to 31 January 2021. Source: Slater Investments Ltd. and Morningstar.

| Period | 1m | YTD* | 1y | 3y | 5y | SI** |
|-----------|--------|--------|--------|---------|---------|----------|
| Fund | +0.10% | +0.10% | +8.55% | +31.33% | +72.46% | +204.59% |
| IA Sector | -0.90% | -0.90% | -4.76% | +1.94% | +34.90% | +68.29% |

*YTD = Year To Date **SI = Since Inception

Top 5 Contributors and Detractors

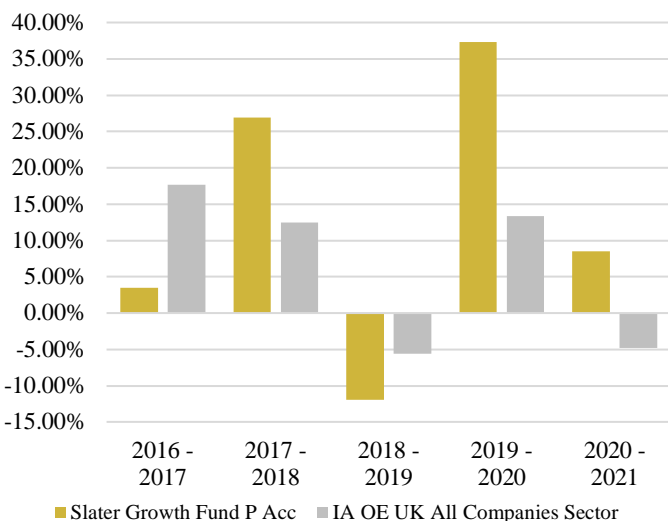


Contribution for the period 1 January 2021 to 31 January 2021 on a mid to mid basis using the 16:30 closing prices of stocks. The Fund is priced at midday. Therefore the graph above is only illustrative of where the contribution has come from and should not be regarded as absolute. Source: Slater Investments Ltd.

Please read the risk warning overleaf. Past performance is not necessarily a guide to the future. The value of your investment can go down as well as up; you could receive back less than you have invested.

Discrete Year Performance

Percentages are calculated using the mid price for the year January to January with net income reinvested. Source: Slater Investments Ltd. and Morningstar



| Period | Slater Growth Fund P Accumulation | IA OE UK All Companies |
|-------------------------|-----------------------------------|------------------------|
| 31/01/2020 - 31/01/2021 | +8.55% | -4.76% |
| 31/01/2019 - 31/01/2020 | +37.41% | +13.35% |
| 31/01/2018 - 31/01/2019 | -11.95% | -5.58% |
| 31/01/2017 - 31/01/2018 | +26.94% | +12.48% |
| 31/01/2016 - 31/01/2017 | +3.46% | +17.65% |

Top 10 Holdings

| Instrument | % |
|----------------------------|-------|
| Future | 6.84% |
| Hutchison China MediTech | 3.79% |
| Next Fifteen | 3.32% |
| Alliance Pharma | 3.21% |
| CVS | 3.20% |
| Gamesys | 3.19% |
| Dotdigital | 3.00% |
| Liontrust Asset Management | 2.95% |
| Clinigen | 2.78% |
| Codemasters | 2.72% |

Sectors

| Sector | % | Sector | % |
|------------------------------------|--------|-------------------------------|-------|
| Pharmaceuticals & Biotechnology | 12.50% | Food & Staples Retailing | 2.27% |
| Media & Entertainment | 12.41% | Consumer Durables & Apparel | 1.53% |
| Software & Services | 12.34% | Transportation | 1.39% |
| Consumer Services | 9.11% | Retailing | 1.36% |
| Commercial & Professional Services | 8.97% | Capital Goods | 1.02% |
| Diversified Financials | 5.89% | Household & Personal Products | 0.98% |
| Materials | 3.55% | Diversified Support Services | 0.97% |
| Health Care Equipment & Services | 3.20% | General Retailers | 0.71% |
| Insurance | 2.50% | Banks | 0.61% |
| Real Estate | 2.48% | Semiconductors & Equipment | 0.19% |

Calculated using the 16:30 closing prices of stocks on a mid basis. Source: Slater Investments Ltd.

Contact Details

Slater Investments Limited

Nicholas House, 3 Laurence Pountney Hill

London, EC4R 0EU

www.slaterinvestments.com

To deal in the Fund:

JTC Fund Services (UK) Ltd.

+44 (0) 203 893 1001

Slater.dealing@jtcgroup.com

General Enquiries:

Lisa Letham

+44 (0) 207 220 9365

lisa@slaterinvestments.com

Risk Warning: Past performance is not necessarily a guide to the future. The value of investments and the income from them may go down as well as up. Investors may not receive back their original investment. The Fund has a concentrated portfolio which means greater exposure to a smaller number of securities than a more diversified portfolio. Charges are not made uniformly throughout the period of the investment. This Fund invests in smaller companies and carries a higher degree of risk than funds investing in larger companies. The shares of smaller companies may be less liquid and their performance more volatile over shorter time periods. The Fund can also invest in smaller companies listed on the Alternative Investment Market (AIM) which also carry the risks described above. The Fund may invest in derivatives and forward transactions for the reduction of risk or costs, or the generation of additional capital or income with an acceptably low level of risk which is unlikely to increase the risk profile of the Fund significantly. This

document is provided for information purposes only and should not be interpreted as investment advice. If you have any doubts as to the suitability of an investment, please consult your financial adviser.

The latest Key Investor Information Document and Prospectus are available free of charge from Slater Investments Ltd and on their website. You are required to read the Key Investor Information Document before making an investment. Telephone calls may be recorded. Slater Investments Ltd, which is authorised and regulated by the Financial Conduct Authority, is the manager of the Slater Growth Fund. Slater Investments Ltd address is Nicholas House, 3 Laurence Pountney Hill, London, EC4R 0EU.

© All text and images. Slater Investments Ltd 2021.