



Slater Investments

Fund Objective

To produce an attractive and increasing level of income while additionally seeking capital growth by investing predominantly in UK listed equities. The fund may invest in small, medium and large companies.

The Fund

Investment Team:

Mark Slater, Ralph Baber, Barrie Newton, Nigel Milton & Tim Freeborn

Launch Date: 19/09/2011

Fund Size: £90.63m

IA Sector UK Equity Income

Price Information

Single Price: 115.97p

Unit Type Income

Pricing: Daily

Historic Yield: 5.15%

Charges

Initial Charge: None

OCF (includes AMC): 1.58%

AMC: 1.50%

OCF = Ongoing Charges // AMC = Annual Management Charge. Visit our [website](#) for a detailed explanation.

Dealing

Frequency: Daily

Minimum Investment: £1,000

Subsequent Minimum: £1,000

Income Distribution Dates

31 March 30 June

30 September 31 December

Identifiers

ISIN: GB00B6YSXJ10

SEDOL: B6YSXJ1

Signatory of:



Slater Income Fund – A Income

Fund Fact Sheet

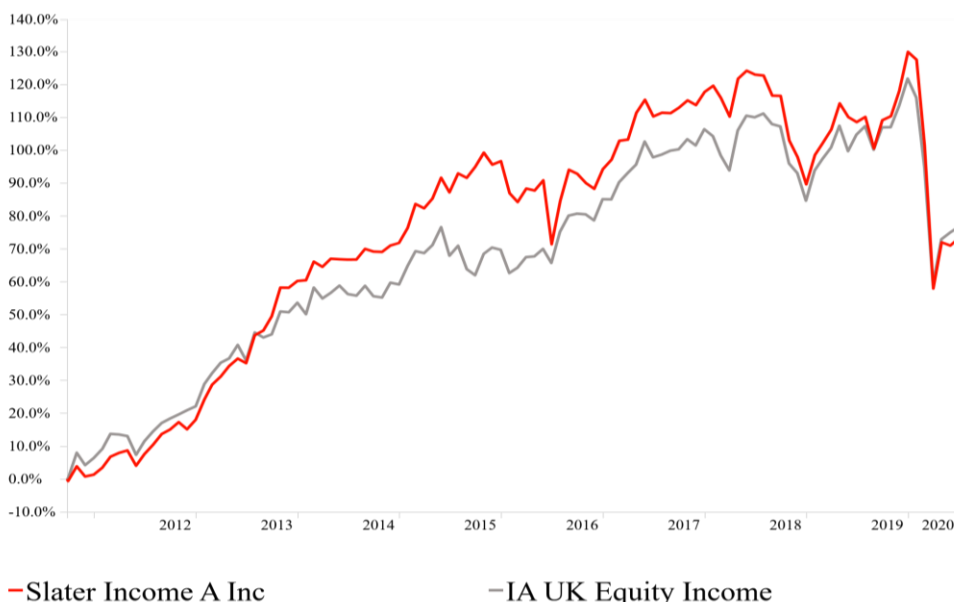
30 June 2020



Investment Team

Fund Performance

Performance of the fund and the IA sector on a mid to mid pricing basis with all net income reinvested from 19 September 2011 to 30 June 2020. Source: Morningstar.



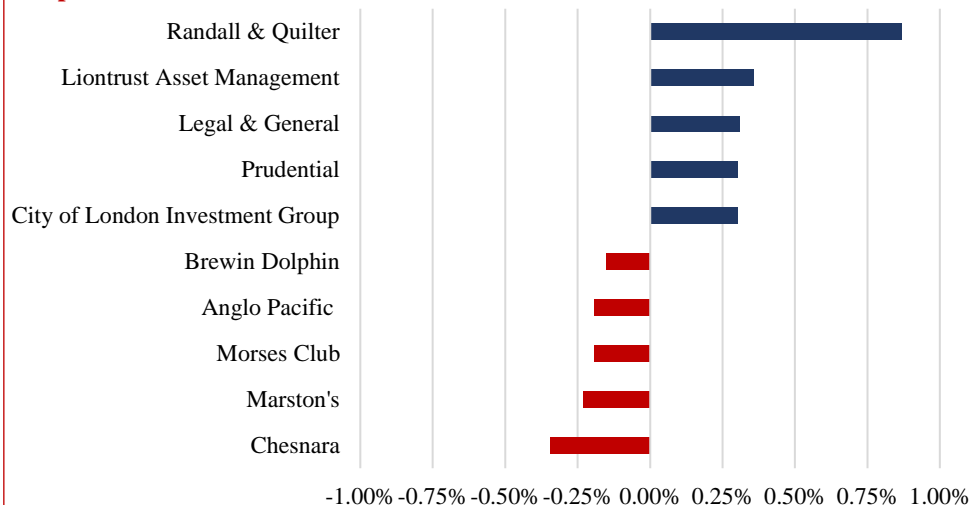
Cumulative Performance

Cumulative performance of the fund and the IA sector on a mid to mid pricing basis with all net income reinvested to 30 June 2020. Source: Slater Investments Ltd. and Morningstar.

Period	1m	YTD*	1y	3y	5y	SI**
Fund	+1.30%	-24.68%	-16.97%	-17.65%	-7.76%	+69.87%
IA Sector	+0.95%	-20.37%	-13.73%	-10.74%	+4.75%	+73.02%

*YTD = Year To Date **SI = Since Inception

Top 5 Contributors and Detractors

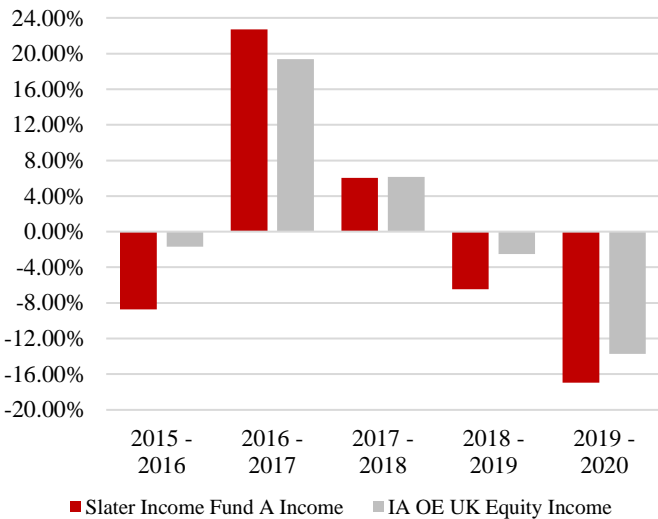


Contribution for the period 1 June 2020 to 30 June on a mid to mid basis using the 16:30 closing prices of stocks. The Fund is priced on a mid to mid basis at midday. Therefore the graph above is only illustrative of where the attribution has come from and should not be regarded as absolute. Source: Slater Investments Ltd.

Please read the risk warning overleaf. Past performance is not necessarily a guide to the future. The value of your investment can go down as well as up; you could receive back less than you have invested.

Discrete Year Performance

Percentages are calculated using a mid to mid pricing basis for the year June to June with net income reinvested. Source: Slater Investments Ltd. and Morningstar



Period	Slater Income Fund A Income	IA OE UK Equity Income
30/06/2019 - 30/06/2020	-16.97%	-13.73%
30/06/2018 - 30/06/2019	-6.47%	-2.52%
30/06/2017 - 30/06/2018	+6.05%	+6.15%
30/06/2016 - 30/06/2017	+22.71%	+19.37%
30/06/2015 - 30/06/2016	-8.72%	-1.70%

Top 10 Holdings

Instrument	%
Randall & Quilter	6.57%
Liontrust Asset Management	5.29%
Supermarket Income REIT	4.27%
Chesnara	4.01%
Tesco	3.96%
GlaxoSmithKline	3.79%
Phoenix	3.72%
Legal & General	3.22%
Strix Group	3.19%
Royal Dutch Shell	3.05%

All Sectors

Sector	%	Sector	%
Insurance	19.81%	Pharmaceuticals & Biotechnology	3.79%
Diversified Financials	16.52%	Media & Entertainment	3.32%
Real Estate	13.06%	Technology Hardware & Equipment	3.19%
Materials	7.21%	Transportation	2.74%
Energy	5.99%	Utilities	2.23%
Consumer Services	4.42%	Food, Beverage & Tobacco	2.21%
Commercial & Professional Services	4.40%	Capital Goods	1.91%
Food & Staples Retailing	3.96%	Consumer Durables & Apparel	1.07%
		Software & Services	1.04%

Calculated using the 16:30 closing prices of stocks on a mid basis. Source: Slater Investments Ltd.

Contact Details

Slater Investments Limited

Nicholas House, 3 Laurence Pountney Hill

London, EC4R 0EU

www.slaterinvestments.com

To deal in the fund:

JTC Fund Services (UK) Ltd.

+44 (0) 203 893 1001

Slater.dealing@jtcgroup.com

General Enquiries:

Lisa Letham

+44 (0) 207 220 9365

lisa@slaterinvestments.com

Risk Warning: Past performance is not necessarily a guide to the future. The value of investments and the income from them may go down as well as up. Investors may not receive back their original investment. The fund has a concentrated portfolio which means greater exposure to a smaller number of securities than a more diversified portfolio. Charges are not made uniformly throughout the period of the investment. This fund invests in smaller companies and carries a higher degree of risk than funds investing in larger companies. The shares of smaller companies may be less liquid and their performance more volatile over shorter time periods. The fund can also invest in smaller companies listed on the Alternative Investment Market (AIM) which also carry the risks described above. The Fund may invest in derivatives and forward transactions for the reduction of risk or costs, or the generation of additional capital or income with an acceptably low level of risk which is unlikely

to increase the risk profile of the fund significantly. This document is provided for information purposes only and should not be interpreted as investment advice. If you have any doubts as to the suitability of an investment, please consult your financial adviser.

The latest Key Investor Information Document and Prospectus are available free of charge from Slater Investments Ltd. You are required to read the Key Investor Information Document before making an investment. Telephone calls may be recorded. Slater Investments Ltd, which is authorised and regulated by the Financial Conduct Authority, is the manager of the Slater Income Fund. Slater Investments Ltd address is Nicholas House, 3 Laurence Pountney Hill, London, EC4R 0EU.

© All text and images. Slater Investments 2019.