



Slater Investments

Slater Growth Fund – A Accumulation

Fund Fact Sheet
30 June 2020



Mark Slater, CIO

Fund Objective

The investment objective of the Slater Growth Fund is to achieve long-term capital growth by investing in attractively priced companies that exhibit superior, sustainable growth potential.

The Fund

Manager Name: Mark Slater
Launch Date: 30/03/2005
Launch Offer Price: 100.00p
Fund Size: £606.68m
IA Sector: UK All Companies

Price Information

Single Price: 544.79p
Unit Type: Accumulation
Pricing: Daily

Charges

Initial Charge: None
OCF (includes AMC): 1.55%
AMC: 1.50%

OCF = Ongoing Charges // AMC = Annual Management Charge. Visit our [website](#) for a detailed explanation.

Dealing

Frequency: Daily
Minimum Investment: £3,000
Subsequent Minimum: £1,000

Identifiers

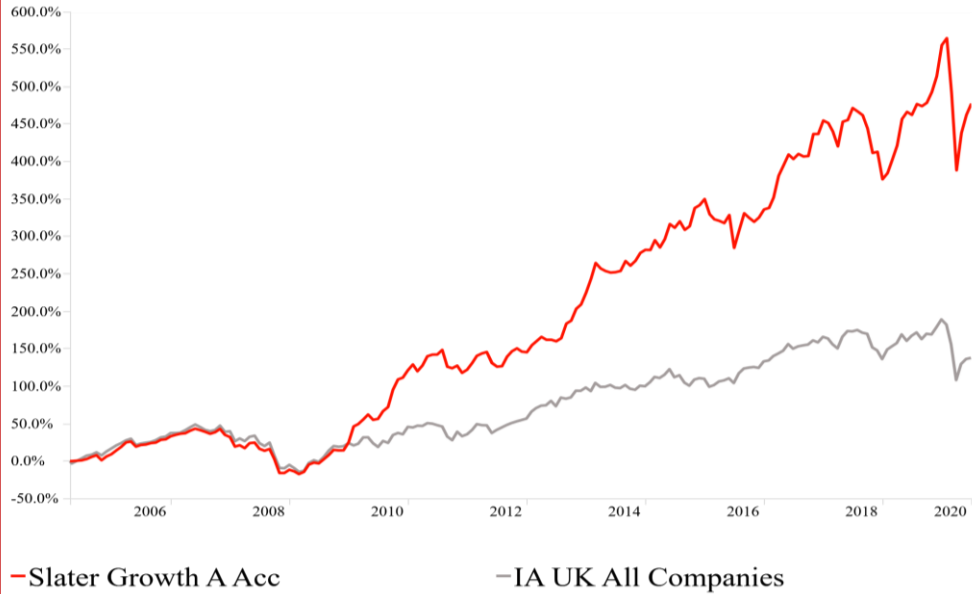
ISIN: GB00B0706C66
SEDOL: B0706C6

Signatory of:



Fund Performance

Performance of the fund and the IA sector on a mid price with all net income reinvested from 30 March 2005 to 30 June 2020. Source: Morningstar.



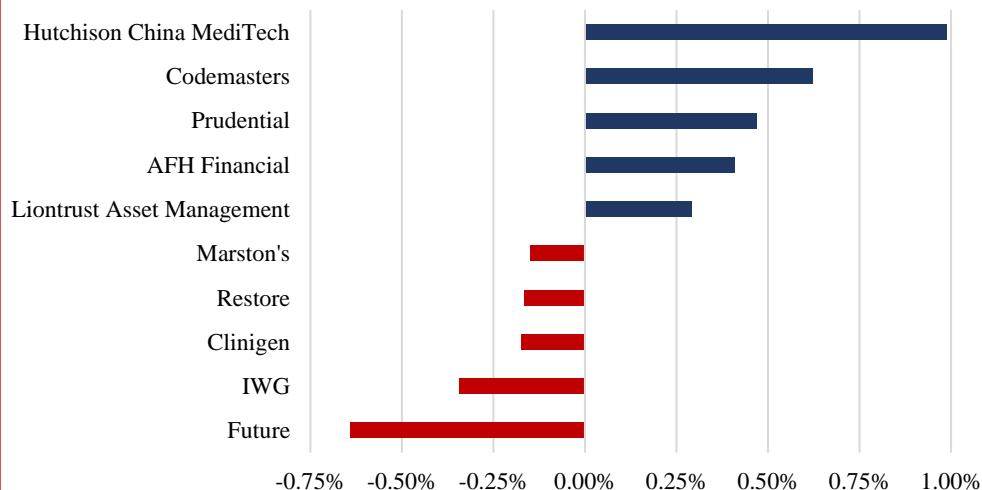
Cumulative Performance

Cumulative performance of the fund and the IA sector on a mid price with all net income reinvested to 30 June 2020. Source: Slater Investments Ltd. and Morningstar.

Period	1m	YTD*	1y	3y	5y	SI**
Fund	+2.66%	-11.90%	+2.68%	+14.69%	+40.24%	+472.32%
IA Sector	+0.63%	-17.74%	-11.02%	-4.91%	+11.95%	+135.38%

*YTD = Year To Date **SI = Since Inception

Top 5 Contributors and Detractors

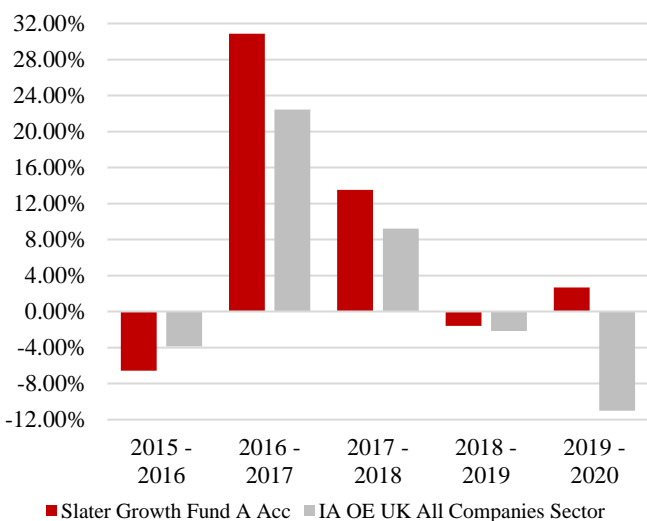


Contribution for the period 1 June 2020 to 30 June 2020 on a mid to mid basis using the 16:30 closing prices of stocks. The Fund is priced at midday. Therefore the graph above is only illustrative of where the attribution has come from and should not be regarded as absolute. Source: Slater Investments Ltd.

Please read the risk warning overleaf. Past performance is not necessarily a guide to the future. The value of your investment can go down as well as up; you could receive back less than you have invested.

Discrete Year Performance

Percentages are calculated using the mid price for the year June to June with net income reinvested. Source: Slater Investments Ltd. and Morningstar



Period	Slater Growth Fund A Accumulation	IA OE UK All Companies
30/06/2019 - 30/06/2020	+2.68%	-11.02%
30/06/2018 - 30/06/2019	-1.60%	-2.17%
30/06/2017 - 30/06/2018	+13.51%	+9.23%
30/06/2016 - 30/06/2017	+30.88%	+22.43%
30/06/2015 - 30/06/2016	-6.57%	-3.85%

Top 10 Holdings

Instrument	%
Future	7.71%
Codemasters	5.93%
Hutchison China MediTech	4.97%
Liontrust Asset Management	4.00%
Alliance Pharma	3.83%
CVS	3.47%
Prudential	3.23%
Tesco	2.98%
IWG	2.89%
JTC	2.70%

All Sectors

Sector	%	Sector	%
Software & Services	12.70%	Real Estate	2.89%
Pharmaceuticals & Biotechnology	12.68%	Materials	2.65%
Media & Entertainment	12.60%	Consumer Durables & Apparel	1.81%
Commercial & Professional Services	8.56%	Retailing	1.60%
Diversified Financials	6.95%	Capital Goods	1.58%
Consumer Services	6.57%	Transportation	1.49%
Health Care Equipment & Services	3.47%	Banks	0.78%
Insurance	3.23%	Semiconductors & Equipment	0.18%
Food & Staples Retailing	2.98%	Energy	0.06%

Calculated using the 16:30 closing prices of stocks on a mid basis. Source: Slater Investments Ltd.

Contact Details

Slater Investments Limited

Nicholas House, 3 Laurence Pountney Hill

London, EC4R 0EU

www.slaterinvestments.com

To deal in the fund:

JTC Fund Services (UK) Ltd.

+44 (0) 203 893 1001

Slater.dealing@jtcgroup.com

General Enquiries:

Lisa Letham

+44 (0) 207 220 9365

lisa@slaterinvestments.com

Risk Warning: Past performance is not necessarily a guide to the future. The value of investments and the income from them may go down as well as up. Investors may not receive back their original investment. The fund has a concentrated portfolio which means greater exposure to a smaller number of securities than a more diversified portfolio. Charges are not made uniformly throughout the period of the investment. This fund invests in smaller companies and carries a higher degree of risk than funds investing in larger companies. The shares of smaller companies may be less liquid and their performance more volatile over shorter time periods. The fund can also invest in smaller companies listed on the Alternative Investment Market (AIM) which also carry the risks described above. The Fund may invest in derivatives and forward transactions for the reduction of risk or costs, or the generation of additional capital or income with an acceptably low level of risk which is unlikely

to increase the risk profile of the fund significantly. This document is provided for information purposes only and should not be interpreted as investment advice. If you have any doubts as to the suitability of an investment, please consult your financial adviser.

The latest Key Investor Information Document and Prospectus are available free of charge from Slater Investments Ltd. You are required to read the Key Investor Information Document before making an investment. Telephone calls may be recorded. Slater Investments Ltd, which is authorised and regulated by the Financial Conduct Authority, is the manager of the Slater Growth Fund. Slater Investments Ltd address is Nicholas House, 3 Laurence Pountney Hill, London, EC4R 0EU.

© All text and images. Slater Investments 2019.