



Slater Investments

Slater Recovery Fund – P Accumulation

Fund Fact Sheet
31 March 2019



Mark Slater, CIO

Fund Objective

The objective of the Slater Recovery Fund is to achieve long-term capital growth, principally through investment in UK companies. The Fund has a core of growth that is supplemented by other strategies.

The Fund

Manager Name: Mark Slater
Launch Date: 31/12/2012
Fund Size: £52.53m
IA Sector: UK All Companies

Price Information

Offer Price: 246.25p
Bid Price: 243.17p
Unit Type: Accumulation
Pricing: Daily

Charges

Initial Charge: 1.00%
OCF (includes AMC): 0.81%
AMC: 0.75%

OCF = Ongoing Charges // AMC = Annual Management Charge. Visit our [website](#) for a detailed explanation.

Dealing

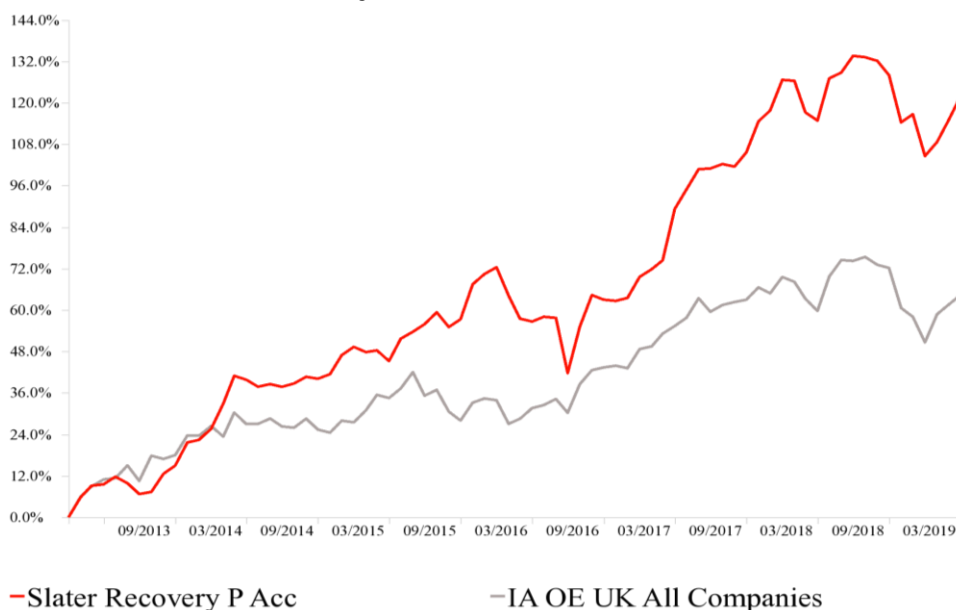
Frequency: Daily
Minimum Investment: £5,000,000
Subsequent Minimum: £1,000

Identifiers

ISIN: GB00B90KTC71
SEDOL: B90KTC7

Fund Performance

Performance of the fund and the benchmark on a bid price with all net income reinvested from 31 December 2012 to 31 March 2019. Source: Morningstar.



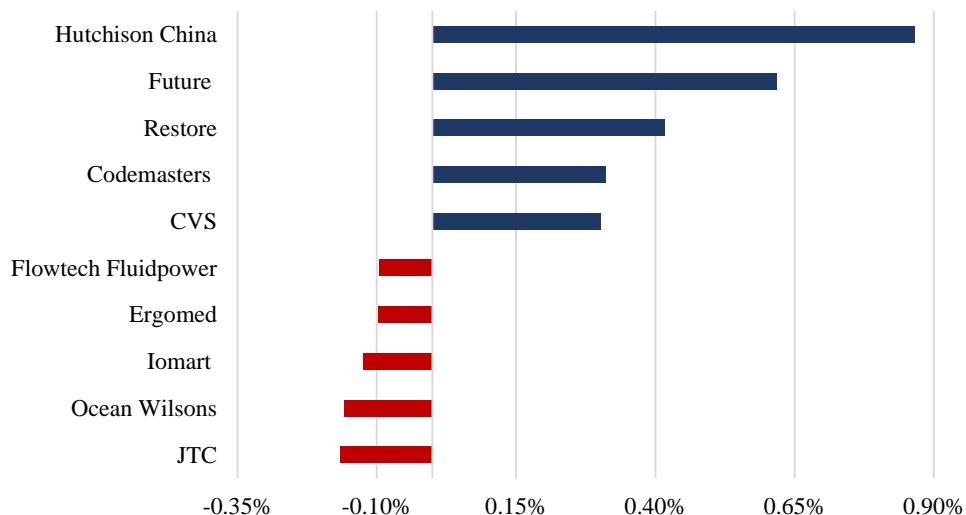
Cumulative Performance

Cumulative performance of the fund and the benchmark on a bid price with all net income reinvested to 31 March 2019. Source: Slater Investments Ltd. and Morningstar.

Period	1m	YTD*	1y	3y	5y	SI**
Fund	+3.24%	+8.33%	+3.15%	+41.44%	+58.18%	+117.31%
IA Sector	+1.76%	+9.02%	+2.83%	+24.79%	+28.78%	+60.23%

*YTD = Year To Date **SI = Since Inception

Top 5 Contributors and Detractors

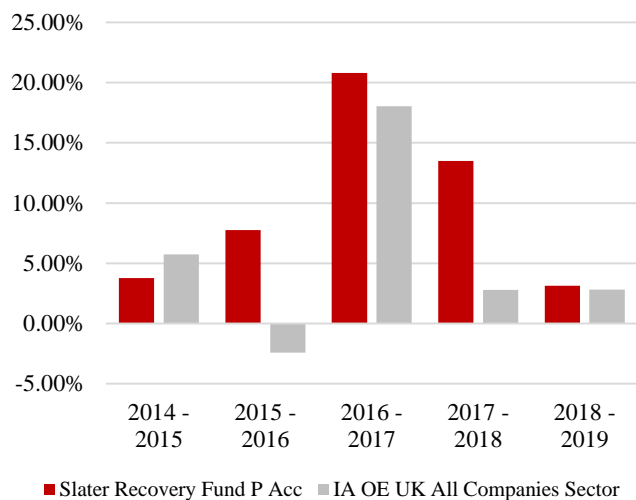


Contribution for the period 1 March 2019 to 31 March 2019 on a mid to mid basis using the 16:30 closing prices of stocks. The Fund is priced at midday. Therefore the graph above is only illustrative of where the attribution has come from and should not be regarded as absolute. Source: Slater Investments Ltd.

Please read the risk warning overleaf. Past performance is not necessarily a guide to the future. The value of your investment can go down as well as up; you could get back less than you have invested.

Discrete Year Performance

Percentages are calculated using the bid price for the year March to March with net income reinvested. Source: Slater Investments Ltd. and Morningstar



Period	Slater Recovery Fund P Accumulation	IA OE UK All Companies
31/03/2018 - 31/03/2019	+3.15%	+2.83%
31/03/2017 - 31/03/2018	+13.50%	+2.80%
31/03/2016 - 31/03/2017	+20.81%	+18.05%
31/03/2015 - 31/03/2016	+7.75%	-2.40%
31/03/2014 - 31/03/2015	+3.79%	+5.73%

Top 10 Holdings

Instrument	%
Future	6.45%
Hutchison China	4.95%
Entertainment One	3.84%
Alliance Pharma	3.31%
Next Fifteen	3.28%
Avation	2.69%
Codemasters	2.63%
dotDigital	2.59%
Lok'N Store	2.47%
Restore	2.38%

Source: Slater Investments Ltd.

All Sectors

Sector	%	Sector	%
Media & Entertainment	12.64%	Transportation	1.80%
Software & Services	12.45%	Health Care Equipment & Services	1.45%
Pharmaceuticals, Biotech	10.82%	Consumer Durables & Apparel	0.89%
Commercial / Professional Services	10.05%	Materials	0.82%
Consumer Services	7.99%	Semiconductors & Equipment	0.81%
Diversified Financials	5.46%	Household & Personal Products	0.70%
Capital Goods	5.39%	Utilities	0.67%
Retailing	3.07%	Food, Beverage & Tobacco	0.50%
Insurance	3.00%	Energy	0.30%
Real Estate	2.47%	Agriculture	0.20%

Source: Slater Investments Ltd.

Contact Details

Slater Investments Limited

Nicholas House, 3 Laurence Pountney Hill

London, EC4R 0EU

www.slaterinvestments.com

To deal in the fund:

JTC Fund Services (UK) Ltd.

+44 (0) 203 893 1001

Slater.dealing@jtcgroup.com

General Enquiries:

Lisa Letham

+44 (0) 207 220 9365

lisa@slaterinvestments.com

Risk Warning: Past performance is not necessarily a guide to the future. The value of investments and the income from them may go down as well as up. Investors may not get back their original investment. The fund has a concentrated portfolio which means greater exposure to a smaller number of securities than a more diversified portfolio. The fund is subject to an initial charge and consequently charges are not made uniformly throughout the period of the investment. This fund invests in smaller companies and carries a higher degree of risk than funds investing in larger companies. The shares of smaller companies may be less liquid and their performance more volatile over shorter time periods. The fund can also invest in smaller companies listed on the Alternative Investment Market (AIM) which also carry the risks described above. The Fund may invest in derivatives and forward transactions for the reduction of risk or costs, or the generation of additional capital or

income with an acceptably low level of risk which is unlikely to increase the risk profile of the fund significantly. This document is provided for information purposes only and should not be interpreted as investment advice. If you have any doubts as to the suitability of an investment, please consult your financial adviser.

The latest Key Investor Information Document and Prospectus are available free of charge from Slater Investments Ltd. You are required to read the Key Investor Information Document before making an investment. Telephone calls may be recorded. Slater Investments Ltd, which is authorised and regulated by the Financial Conduct Authority, is the manager of the Slater Recovery Fund. Slater Investments Ltd address is Nicholas House, 3 Laurence Pountney Hill, London, EC4R 0EU.