



Slater Investments

Slater Income Fund – P Income

Fund Fact Sheet
31 March 2019



Investment Team

Fund Objective

To produce an attractive and increasing level of income while additionally seeking capital growth by investing predominantly in UK listed equities. The fund may invest in small, medium and large companies.

The Fund

Investment Team:

Mark Slater, Ralph Baber, Barrie Newton, Nigel Milton & Tim Freeborn

Launch Date: 31/12/2012

Fund Size: £137.26m

IA Sector: UK Equity Income

Price Information

Single Price: 153.85p

Unit Type: Income

Pricing: Daily

Historic Yield: 4.96%

Charges

Initial Charge: 1.00%

OCF (includes AMC): 0.80%

AMC: 0.75%

OCF = Ongoing Charges // AMC = Annual Management Charge. Visit our [website](#) for a detailed explanation.

Dealing

Frequency: Daily

Minimum Investment: £5,000,000

Subsequent Minimum: £1,000

Income Distribution Dates

31 March 30 June

30 September 31 December

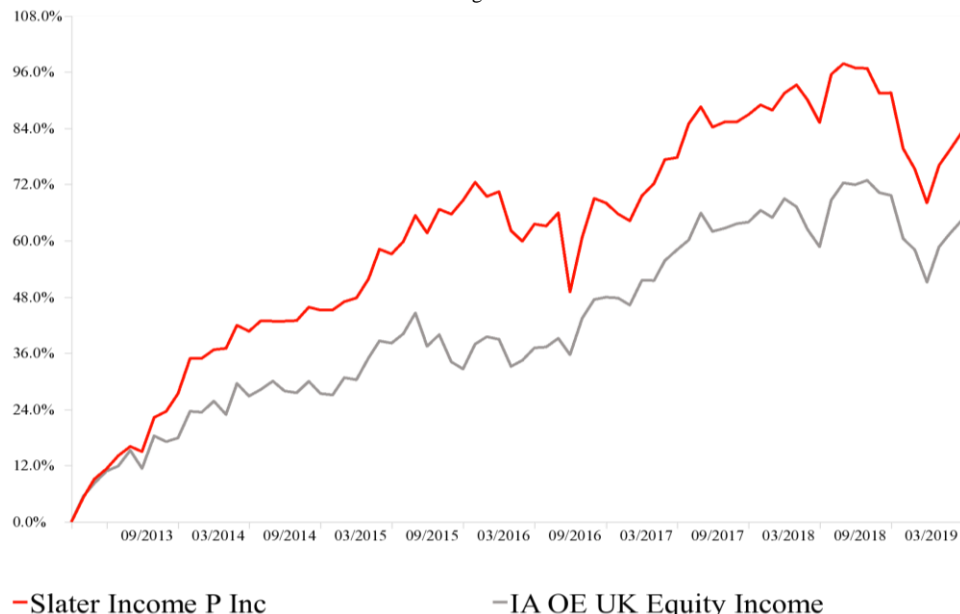
Identifiers

ISIN: GB00B905XJ71

SEDOL: B905XJ7

Fund Performance

Performance of the fund and the benchmark on a mid to mid pricing basis with all net income reinvested from 31 December 2012 to 31 March 2019. Source: Morningstar.



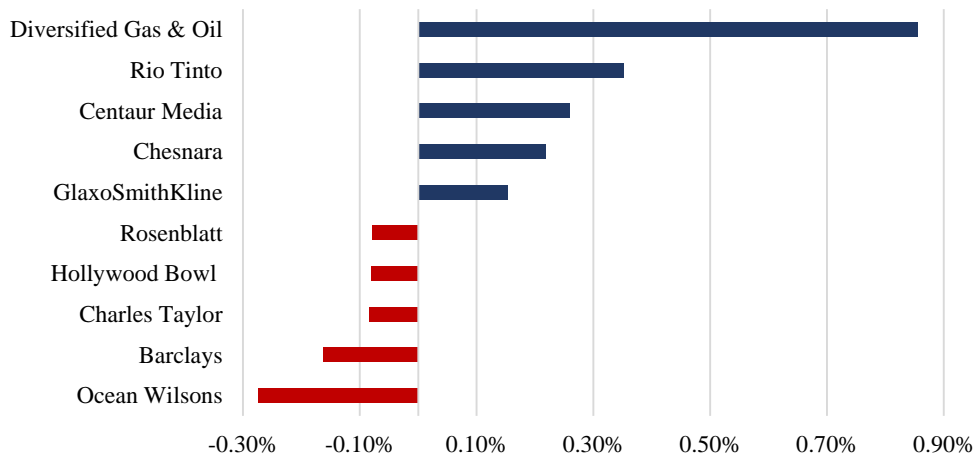
Cumulative Performance

Cumulative performance of the fund and the benchmark on a mid to mid pricing basis with all net income reinvested to 31 March 2019. Source: Slater Investments Ltd. and Morningstar.

Period	1m	YTD*	1y	3y	5y	SI**
Fund	+2.12%	+9.01%	-1.09%	+12.01%	+29.08%	+78.27%
IA Sector	+1.76%	+8.76%	+3.58%	+19.84%	+28.38%	+59.61%

*YTD = Year To Date **SI = Since Inception

Top 5 Contributors and Detractors

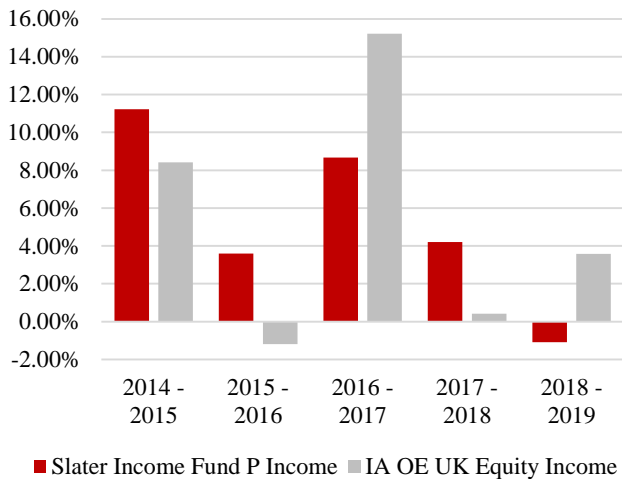


Contribution for the period 1 March 2019 to 31 March 2019 on a mid to mid basis using the 16:30 closing prices of stocks. The Fund is priced on a mid to mid basis at midday. Therefore the graph above is only illustrative of where the attribution has come from and should not be regarded as absolute. Source: Slater Investments Ltd.

Please read the risk warning overleaf. Past performance is not necessarily a guide to the future. The value of your investment can go down as well as up; you could get back less than you have invested.

Discrete Year Performance

Percentages are calculated using a mid to mid pricing basis for the year March to March with net income reinvested. Source: Slater Investments Ltd. and Morningstar



Period	Slater Income Fund P Income	IA OE UK Equity Income
31/03/2018 - 31/03/2019	-1.09%	+3.58%
31/03/2017 - 31/03/2018	+4.21%	+0.41%
31/03/2016 - 31/03/2017	+8.67%	+15.22%
31/03/2015 - 31/03/2016	+3.60%	-1.19%
31/03/2014 - 31/03/2015	+11.23%	+8.42%

Top 10 Holdings

Instrument	%
Diversified Gas & Oil	5.75%
Randall & Quilter	4.31%
Royal Dutch Shell	3.97%
Phoenix	3.76%
Rio Tinto	3.49%
Chesnara	3.48%
Legal & General	3.42%
Lafargeholcim	3.35%
Ocean Wilsons	3.07%
Forterra	2.67%

Source: Slater Investments Ltd.

All Sectors

Sector	%	Sector	%
Insurance	16.05%	Transportation	3.07%
Energy	12.82%	Food, Beverage & Tobacco	2.49%
Diversified Financials	10.45%	Pharmaceuticals, Biotech	2.42%
Materials	9.51%	Software & Services	2.06%
Consumer Services	6.66%	Technology Hardware & Equipment	1.73%
Media & Entertainment	6.49%	Capital Goods	0.96%
Real Estate	6.32%	Consumer Durables & Apparel	0.83%
Commercial / Professional Services	6.00%	Utilities	0.08%
Banks	5.82%		

Source: Slater Investments Ltd.

Contact Details

Slater Investments Limited

Nicholas House, 3 Laurence Pountney Hill

London, EC4R 0EU

www.slaterinvestments.com

To deal in the fund:

JTC Fund Services (UK) Ltd.

+44 (0) 203 893 1001

Slater.dealing@jtcgroup.com

General Enquiries:

Lisa Letham

+44 (0) 207 220 9365

lisa@slaterinvestments.com

Risk Warning: Past performance is not necessarily a guide to the future. The value of investments and the income from them may go down as well as up. Investors may not get back their original investment. The fund has a concentrated portfolio which means greater exposure to a smaller number of securities than a more diversified portfolio. The fund is subject to an initial charge and consequently charges are not made uniformly throughout the period of the investment. This fund invests in smaller companies and carries a higher degree of risk than funds investing in larger companies. The shares of smaller companies may be less liquid and their performance more volatile over shorter time periods. The fund can also invest in smaller companies listed on the Alternative Investment Market (AIM) which also carry the risks described above. The Fund may invest in derivatives and forward transactions for the reduction of risk or costs, or the generation of additional capital or

income with an acceptably low level of risk which is unlikely to increase the risk profile of the fund significantly. This document is provided for information purposes only and should not be interpreted as investment advice. If you have any doubts as to the suitability of an investment, please consult your financial adviser.

The latest Key Investor Information Document and Prospectus are available free of charge from Slater Investments Ltd. You are required to read the Key Investor Information Document before making an investment. Telephone calls may be recorded. Slater Investments Ltd, which is authorised and regulated by the Financial Conduct Authority, is the manager of the Slater Income Fund. Slater Investments Ltd address is Nicholas House, 3 Laurence Pountney Hill, London, EC4R 0EU.